

Note: Revisions made through the Prior Year Data Revision System are not available for the selected collection year.

Student Financial Aid 2021-22

Institution: Leech Lake Tribal College (413626)

Section 1: Part A

Part A - Establish Your Groups

Reporting Reminders:

- Part A establishes the number of students in various groups. Note that the numbers on this screen will be carried forward to other parts of the Student Financial Aid component.
- In the fields below, report the number of students in each of the following groups.

		Fall 2021	YOUR PRIOR YEAR DATA
			Fall 2020
01	Group 1 All <u>undergraduate</u> students	<input type="text" value="156"/>	133
01a	Of those in Group 1, those who are degree/certificate-seeking	<input type="text" value="156"/>	
01b	Of those in Group 1, those who are non-degree/non-certificate-seeking (Line 01 – Line 01a)	<input type="text" value="0"/>	
02	Group 2 Of those in Group 1, those who are <u>full-time</u> , <u>first-time</u> degree/certificate-seeking	<input type="text" value="21"/>	18
02a	Of those in Group 2, those who were awarded any <u>Federal Work Study</u> , <u>loans to students</u> , or grant or scholarship aid from the federal government, state/local government, the institution, or other sources known to the institution	<input type="text" value="21"/>	18
02b	Of those in Group 2, those who were awarded any <u>loans to students</u> or grant or scholarship aid from the federal government, state/local government, or the institution	<input type="text" value="21"/>	18
03	Group 3 Of those in Group 2, those paying the lower of in-state or in-district tuition rate who were awarded grant or scholarship aid from the federal government, state/local government, or the institution	<input type="text" value="21"/>	18
04	Group 4 Of those in Group 2, those paying the lower of in-state or in-district tuition rate who were awarded any <u>Title IV federal student aid</u>	<input type="text" value="21"/>	15

Institution: Leech Lake Tribal College (413626)

Section 1: Part B

Part B - Enter Information About Group 1

Reporting Reminders:

- Group 1 students are **ALL undergraduate** students (including first-time students) enrolled in Fall 2021.
- For this part, report:

For These Students	The Following Type(s) of Aid	Awarded in This Period
<ul style="list-style-type: none"> All undergraduate students enrolled in Fall 2021 for the 2021-22 academic year as defined by the institution 	<ul style="list-style-type: none"> Grant or scholarship aid from: <ul style="list-style-type: none"> federal government state/local government the institution other sources known to the institution Loans to students from: <ul style="list-style-type: none"> the federal government 	<ul style="list-style-type: none"> Any time during academic year 2021-22

- In the fields below, report the number of Group 1 students and the total amount of aid awarded to these students for each type of aid.

Information from Part A	Fall 2021
Group 1: All undergraduate students (This number is carried forward from Part A, Line 01.)	156
Of those in Group 1, those who are degree/certificate-seeking (This number is carried forward from Part A, Line 01a.)	156
Of those in Group 1, those who are non-degree/non-certificate-seeking (This number is carried forward from Part A, Line 01b.)	0

Aid Type		2021-22											
		All undergraduate students (Group 1)				All degree/certificate-seeking undergraduates				All non-degree/non-certificate-seeking undergraduates			
		Number students who were awarded aid	Percentage of students who were awarded aid	Total amount of aid awarded	Average amount of aid awarded (Col.3/Col.1)	Number students who were awarded aid	Percentage of students who were awarded aid	Total amount of aid awarded	Average amount of aid awarded (Col.7/Col.5)	Number students who were awarded aid (Col.1-Col.5)	Percentage of students who were awarded aid	Total amount of aid awarded (Col.3-Col.7)	Average amount of aid awarded
Col. 1	Col. 2	Col. 3	Col. 4	Col. 5	Col. 6	Col. 7	Col. 8	Col. 9	Col. 10	Col. 11	Col. 12		
01	Grant or scholarship aid from the federal government, state/local government, the institution, and other sources known to the institution (Do NOT include federal student loans)	156	100	1,433,077	9,186	156	100	1,433,077	9,186	0	0		
02	Federal Pell Grants	144	92	545,876	3,791	144	92	545,876	3,791				
03	Federal student loans	<input checked="" type="checkbox"/> 0	0	0		0	0	0					

You may use the box below to provide additional context for the data you have reported above. Context notes will be posted on the College Navigator website. Therefore, you should write all context notes using proper grammar (e.g., complete sentences with punctuation) and common language that can be easily understood by students and parents (e.g., spell out acronyms).

The institution does not participate in Federal Student Loan Programs.

Institution: Leech Lake Tribal College (413626)

Section 1: Part C, Page 1

Part C, Page 1 - Enter Information about Group 2

Reporting Reminders:

- Group 2 students are all full-time, first-time degree/certificate-seeking undergraduate students enrolled in Fall 2021.
- In the fields below, report the number of Group 2 students paying in-district, in-state, and out-of-state tuition rates. If your institution does not offer different rates, report all students as paying in-state tuition rates.

Information from Part A	Fall 2021
Group 2: Full-time, first-time degree/certificate-seeking undergraduates (This number is carried forward from Part A, Line 02)	21

Group 2 students:			Fall 2021		YOUR PRIOR YEAR DATA
			Fall 2021		Fall 2020
			Number of Group 2 students	Percentage of Group 2 students	Percentage of Group 2 students
01	01a	<u>paying in-district tuition rates</u>	<input type="text" value="0"/>	0	0
	01b	<u>paying in-state tuition rates</u>	<input type="text" value="21"/>	100	100
	01c	<u>paying out-of-state tuition rates</u>	<input type="text" value="0"/>	0	0
	01d	Unknown (calculated value) This value is calculated using the following formula: [A02-(C01a+C01b+C01c)]	0	0	0

Institution: Leech Lake Tribal College (413626)

Section 1: Part C, Page 2

Part C, Page 2 - Enter Information about Group 2

Reporting Reminders:

- Part C includes financial aid information about Group 2. Group 2 students are all full-time, first-time degree/certificate-seeking undergraduate students enrolled in Fall 2021.
- For this part, report:

For These Students	The Following Type(s) of Aid	Awarded in This Period
<ul style="list-style-type: none"> Full-time, first-time degree/certificate-seeking undergraduate students enrolled in Fall 2021 for the 2021-22 academic year as defined by the institution 	<ul style="list-style-type: none"> Grant or scholarship aid from: <ul style="list-style-type: none"> federal government state/local government the institution Loans to students from: <ul style="list-style-type: none"> the federal government other sources, including private or other loans Do not include: <ul style="list-style-type: none"> grant or scholarship aid from private or other sources PLUS loans or loans made to anyone other than the student 	<ul style="list-style-type: none"> Any time during academic year 2021-22 For program reporters, this is the aid year period from July 1, 2021 through June 30, 2022.

- In the fields below, report the number of Group 2 students and the total amount of aid awarded to these students for each type of aid. Enter unduplicated student counts within a category (e.g., Federal Pell Grants). However, a student can appear in more than one aid category.

Information from Part A	Fall 2021
Group 2: Full-time, first-time degree/certificate-seeking undergraduates (This number is carried forward from Part A, Line 02)	21
Group 2a: (This number is carried forward from Part A, Line 02a) <ul style="list-style-type: none"> Of those in Group 2, those who were awarded: <ul style="list-style-type: none"> Federal Work Study Loans to students Grant or scholarship aid from the federal government, state/local government, or the institution Other sources known to the institution 	21
Group 2b (This number is carried forward from Part A, Line 02b) <ul style="list-style-type: none"> Of those in Group 2, those who were awarded: <ul style="list-style-type: none"> Loans to students Grant or scholarship aid from the federal government, state/local government, or the institution 	21
Group 3 (This number is carried forward from Part A, Line 03) <ul style="list-style-type: none"> Of those in Group 2, those who paid the lower of in-state or in-district tuition rate and were awarded: <ul style="list-style-type: none"> Grant or scholarship aid from the federal government, state/local government, or the institution 	21

Aid Type		Fall 2021				YOUR PRIOR YEAR DATA
		Number of Group 2 students who were awarded aid	Percentage of Group 2 students who were awarded aid	Total amount of aid awarded to Group 2 students	Average amount of aid awarded to Group 2 students	Fall 2020
01	Grants or scholarships from the federal government, state/local government, or the institution	21	100	192,914	<input checked="" type="checkbox"/> 9,186	9,816
02	<u>Federal grants</u>	21	100	153,275	<input checked="" type="checkbox"/> 7,299	5,714
	02a <u>Federal Pell Grants</u>	21	100	73,483	<input checked="" type="checkbox"/> 3,499	5,524
	02b <u>Other federal grants</u>	9	43	79,792	<input checked="" type="checkbox"/> 8,866	190
03	<u>State/local government grants or scholarships</u> (includes <u>fellowships</u> /tuition waivers/exemptions)	21	100	10,037	<input checked="" type="checkbox"/> 478	5,029
04	<u>Institutional grants or scholarships</u> (includes <u>fellowships</u> /tuition waivers/exemptions)	21	100	29,602	<input checked="" type="checkbox"/> 1,410	2,222
05	<u>Loans to students</u>	0	0	0		
	05a <u>Federal loans</u>	0	0	0		
	05b <u>Other loans (including private loans)</u>	0	0	0		

You may use the box below to provide additional context for the data you have reported above. Context notes will be posted on the College Navigator website. Therefore, you should write all context notes using proper grammar (e.g., complete sentences with punctuation) and common language that can be easily understood by students and parents (e.g., spell out acronyms).

Non-applicable ▼

Institution: Leech Lake Tribal College (413626)

Section 1: Comparison Chart

Comparison Chart

Reporting Reminders:

- Based on the information reported on the previous screens for Group 1 (all undergraduates) and Group 2 (full-time, first-time degree/certificate-seeking undergraduates), this comparison chart seeks to help institutions check their reported data. Assuming that the information on Groups 1 and 2 is correct, then the calculated fields for 'All Other Undergraduates' should be the balance (Group 1 minus Group 2). If the balance does not check with your institution's calculations, please correct your reported numbers for Groups 1 and 2 before moving forward with the completion of the SFA survey component.

Note:

- Data for the 'All Other Undergraduates' will appear in the IPEDS Data Center for data users, but not in College Navigator.

		Fall 2021	Academic Year 2021-22	Academic Year 2021-22
		Number of students	Federal Pell grants	Federal Student Loans
01	Group 1 (all undergraduates)	156		
02	Number of students who were awarded aid		144	0
03	Percentage who were awarded aid		92	0
04	Total amount of aid awarded		545,876	0
05	Average amount of aid awarded		3,791	
06	Group 2 (Full-time, first-time undergraduates)	21		
07	Number of students who were awarded aid		21	0
08	Percentage who were awarded aid		100	0
09	Total amount of aid awarded		73,483	0
10	Average amount of aid awarded		3,499	
11	All other undergraduates (Line 01 - Line 06)	135		
12	Number of students who were awarded aid (Line 02 - Line 07)		123	0
13	Percentage who were awarded aid (Line 12 / Line 11)		91	0
14	Total amount of aid awarded (Line 04 - Line 09)		472,393	0
15	Average amount of aid awarded (Line 14 / Line 12)		3,841	

Institution: Leech Lake Tribal College (413626)

Section 1: Cost of Attendance

Cost of attendance for full-time, first-time undergraduate students

Reporting Reminders:

- Please enter the amounts requested below. These data will be made available to the public on College Navigator. If your institution participates in any Title IV programs (Federal Pell Grant, Federal Direct Loan, etc.), you must complete all information.
- Estimates of expenses for books and supplies, room and board, and other expenses are those from the **Cost of Attendance report** used by the financial aid office in determining financial need. Please talk to your financial aid office to get these numbers to ensure that you are reporting correctly.
- These numbers are carried forward from Institutional Characteristics and should only be changed if an error was made in the reporting.

Charges for full academic year	2019-20	2020-21	2021-22
Published <u>tuition</u> and <u>required fees</u>:			
Tuition	3,968	4,620	4,620
Required fees	230	230	230
Tuition + fees total	4,198	4,850	4,850
📘 <u>Books and supplies</u>			
	600	700	800
<u>Off-campus (not with family):</u>			
<u>Room and board</u>	7,200	8,000	8,000
<u>Other expenses</u>	6,000	6,800	6,800
Room and board and other expenses	13,200	14,800	14,800
📘 <u>Off-campus (with family):</u>			
<u>Other expenses</u>	4,500	5,200	5,200

Institution: Leech Lake Tribal College (413626)

Section 1: Part D

Part D - Enter Information about Group 3

Reporting Reminders:

- Group 3 students are all full-time, first-time degree/certificate-seeking undergraduate students enrolled Fall 2021 paying the lower of in-state or in-district tuition rate who were awarded grant or scholarship aid from the following sources: the federal government, state/local government, or the institution. The information you report in this part will be used in Part F to calculate average institutional net price.
- For this part, report:

For These Students	The Following Type(s) of Aid	Awarded in This Period
<ul style="list-style-type: none"> Full-time, first-time degree/certificate-seeking undergraduate students enrolled in Fall 2021 for the 2021-22 academic year as defined by the institution paying the lower of in-state or in-district tuition rate who were awarded grant or scholarship aid from the following sources: the federal government, state/local government, or the institution Do not include students who were awarded only grant or scholarship aid from private or other sources, or students who were awarded only non-grant aid 	<ul style="list-style-type: none"> Grant or scholarship aid from: <ul style="list-style-type: none"> federal government state/local government the institution Do not include: <ul style="list-style-type: none"> grant or scholarship aid from private or other sources federal student loans parent PLUS loans private loans HEERF grants Federal Work Study amounts 	<ul style="list-style-type: none"> Any time during academic year 2021-22

- In the fields below, report the number of Group 3 students with each type of living arrangement and the total amount of grant or scholarship aid from the federal government, state/local government, or the institution awarded to these students.

Information from Part A:		YOUR PRIOR YEAR DATA 2019-20	YOUR PRIOR YEAR DATA 2020-21	2021-22
Group 3 Full-time, first-time degree/certificate-seeking undergraduate students paying the lower of in-state or in-district tuition rate who were awarded grant or scholarship aid from the following sources: the federal government, state/local government, or the institution (This number is carried forward from Part A, Line 03)		31	22	21
01	Report the number of Group 3 students with the following living arrangements:	YOUR PRIOR YEAR DATA 2019-20	YOUR PRIOR YEAR DATA 2020-21	2021-22
		2019-20	2020-21	2021-22
01b	Off-campus (with family)	7	2	5
01c	Off-campus (not with family)	24	16	16
01d	Unknown (calculated) This value is calculated using the following formula: [A03-(D01a+D01b+D01c)]	0	4	0
02	Report the total amount of grant or scholarship aid from the federal government, state/local government, or the institution awarded to Group 3 students	330,376	176,696 <input checked="" type="checkbox"/>	106,511
03	Average grant or scholarship aid from the federal government, state/local government, or the institution awarded to Group 3 students (calculated value). This value is calculated using the following formula: [D02/A03]	10,657	8,032 <input checked="" type="checkbox"/>	5,072

You may use the box below to provide additional context for the data you have reported above. Context notes will be posted on the College Navigator website. Therefore, you should write all context notes using proper grammar (e.g., complete sentences with punctuation) and common language that can be easily understood by students and parents (e.g., spell out acronyms).

Non-applicable ▼

Institution: Leech Lake Tribal College (413626)

Section 1: Part E

Part E – Enter Information about Group 4

Reporting Reminders:

- Part E includes financial aid information about Group 4, undergraduate students enrolled in Fall 2021 paying the lower of in-state or in-district tuition rate who were awarded any Title IV federal student aid, including federal grants or federal student loans. The information you report in this part will be used in Part G to calculate average institutional net price by income level.
- For this part, report:

For These Students	The Following Type(s) of Aid	Awarded in This Period
<ul style="list-style-type: none"> Full-time, first-time degree/certificate-seeking undergraduate students enrolled Fall 2021 for the 2021-22 academic year as defined by the institution paying the lower of in-state or in-district tuition rate who were awarded any Title IV federal student aid 	<ul style="list-style-type: none"> Grant or scholarship aid from: <ul style="list-style-type: none"> federal government state/local government the institution Do not include: <ul style="list-style-type: none"> grant or scholarship aid from private or other sources federal student loans parent PLUS loans private loans HEERF grants Federal Work Study amounts 	<ul style="list-style-type: none"> Any time during academic year 2021-22

- In the fields below, report the number of Group 4 students with each type of living arrangement and the total amount of grant or scholarship aid from the federal government, state/local government, or the institution awarded to these students by income level.


Information from Part A:		2019-20	2020-21	2021-22
Group 4 Full-time, first-time degree/certificate-seeking undergraduate students paying the lower of in-state or in-district tuition rate who were awarded any Title IV federal student aid (This number is carried forward from Part A, Line 04)		31 <input checked="" type="checkbox"/>	15	21
01	Report the number of Group 4 students with the following living arrangements:	YOUR PRIOR YEAR DATA	YOUR PRIOR YEAR DATA	
		2019-20	2020-21	2021-22
01b	Off-campus (with family)	7	1	5
01c	Off-campus (not with family)	24	14	16
01d	Unknown (calculated) This value is calculated using the formula: [A04-(E01a+E01b+E01c)]	0	0	0

		Number of students who were awarded any Title IV aid (Group 4)	Of those in Column 1, the number who were awarded any grant or scholarship aid from the following sources: the federal government, state/local government, or the institution	Of those in Column 1, the total amount of grant or scholarship aid awarded from the following sources: the federal government, state/local government, or the institution	Average amount of federal, state/local, and institutional grant or scholarship aid awarded to Group 4 students
2019-20					
		Col. 1	Col. 2	Col. 3	Col. 4
02	Income level				
02a	\$0-30,000	23	23	227,426	9,888 <input checked="" type="checkbox"/>
02b	\$30,001-48,000	6	6 <input checked="" type="checkbox"/>	83,248	13,875
02c	\$48,001-75,000	2	2	19,702	9,851
02d	\$75,001-110,000	0	0	0	
02e	\$110,001 and more	0	0	0	
02f	Total all income levels	31	31	330,376	10,657

2020-21					
		Col. 1	Col. 2	Col. 3	Col. 4
03	Income level				
03a	\$0-30,000	11	11	123,770	11,252 <input checked="" type="checkbox"/>
03b	\$30,001-48,000	3	3	37,580	12,527
03c	\$48,001-75,000	1	1	3,058	3,058
03d	\$75,001-110,000	0	0	0	

03e	\$110,001 and more	<input type="text" value="0"/>	<input type="text" value="0"/>	<input type="text" value="0"/>	
03f	Total all income levels	<input checked="" type="checkbox"/> 15	<input checked="" type="checkbox"/> 15	<input checked="" type="checkbox"/> 164,408	10,961

2021-22					
		Col. 1	Col. 2	Col. 3	Col. 4
04	Income level				
04a	\$0-30,000	<input type="text" value="16"/>	<input type="text" value="16"/>	<input type="text" value="80,181"/>	<input checked="" type="checkbox"/> 5,011
04b	\$30,001-48,000	<input type="text" value="3"/>	<input type="text" value="3"/>	<input type="text" value="24,337"/>	8,112
04c	\$48,001-75,000	<input type="text" value="2"/>	<input type="text" value="2"/>	<input type="text" value="1,981"/>	991
04d	\$75,001-110,000	<input type="text" value="0"/>	<input type="text" value="0"/>	<input type="text" value=""/>	
04e	\$110,001 and more	<input type="text" value="0"/>	<input type="text" value="0"/>	<input type="text" value=""/>	
04f	Total all income levels	<input checked="" type="checkbox"/> 21	21	<input checked="" type="checkbox"/> 106,499	5,071

 You may use the box below to provide additional context for the data you have reported above. Context notes will be posted on the College Navigator website. Therefore, you should write all context notes using proper grammar (e.g., complete sentences with punctuation) and common language that can be easily understood by students and parents (e.g., spell out acronyms).

Non-applicable ▼

Institution: Leech Lake Tribal College (413626)


Section 1: Part F

Part F – Net Price Calculation for Group 3

- Note:
- The following net price calculation is based on information that your institution reported in the Institutional Characteristics component and the Student Financial Aid component. For more information about the data your institution reported in the Institutional Characteristics component, please contact your institution's IPEDS Keyholder.

Components of cost of attendance		YOUR PRIOR YEAR DATA	YOUR PRIOR YEAR DATA	2021-22
		2019-20	2020-21	
01	Published <u>tuition</u> and <u>required fees</u> (lower of in-state or in-district tuition rate)	4,198	4,850	4,850
02	<u>Books and supplies</u>	600	700	800
03	<u>Room and board</u> and <u>other expenses</u> by living arrangement			
	03b <u>Off-campus (with family)</u>	4,500	5,200	5,200
	03c <u>Off-campus (not with family)</u>	13,200	14,800	14,800
04	Number of Group 3 students by living arrangement			
	04b <u>Off-campus (with family)</u>	7	2	5
	04c <u>Off-campus (not with family)</u>	24	16	16
	04d Unknown	0	4	0
05	Weighted average for room and board and other expenses by number of students for each living arrangement (excluding unknown values) See instructions for the formula for this calculation	11,235	13,733	12,514
06	Total cost of attendance This value is calculated using the following formula: [F01+F02+F05]	16,033	19,283	18,164
07	Average amount of grant or scholarship aid awarded to Group 3 students from the following sources: the federal government, state/local government, and the institution	10,657	8,032	5,072
08	Average institutional <u>net price</u> for Group 3 students This value is calculated using the following formula: [F06-F07]	5,376	11,251	13,092

As required by the *Higher Education Act, as amended (2008)*, these amounts will be posted on the U.S. Department of Education's College Navigator website and used in the U.S. Department of Education's College Affordability and Transparency Lists.

 You may use the box below to provide additional context for the data you have reported above. Context notes will be posted on the College Navigator website. Therefore, you should write all context notes using proper grammar (e.g., complete sentences with punctuation) and common language that can be easily understood by students and parents (e.g., spell out acronyms).

Non-applicable ▼

Institution: Leech Lake Tribal College (413626)


Section 1: Part G

Part G – Net Price Calculation for Group 4

- Note:
- The following net price calculation is based on information that your institution reported in the Institutional Characteristics component and the Student Financial Aid component. For more information about the data your institution reported in the Institutional Characteristics component, please contact your institution's IPEDS Keyholder.

Components of cost of attendance		YOUR PRIOR YEAR DATA	YOUR PRIOR YEAR DATA	2021-22
		2019-20	2020-21	
01	Published <u>tuition</u> and <u>required fees</u> (lower of in-state or in-district tuition rate)	4,198	4,850	4,850
02	<u>Books and supplies</u>	600	700	800
03	<u>Room and board</u> and <u>other expenses</u> by living arrangement			
	03b <u>Off-campus (with family)</u>	4,500	5,200	5,200
	03c <u>Off-campus (not with family)</u>	13,200	14,800	14,800
04	Number of Group 4 students by living arrangement			
	04b <u>Off-campus (with family)</u>	7	1	5
	04c <u>Off-campus (not with family)</u>	24	14	16
	04d Unknown	0	0	0
05	Weighted average for room and board and other expenses by number of students for each living arrangement (excluding unknown values) See instructions for the formula for this calculation	11,235	14,160	12,514
06	Total cost of attendance by income level This value is calculated using the following formula: [G01+G02+G05]	16,033	19,710	18,164
07	Average amount of grant or scholarship aid awarded to Group 4 students from the following sources: the federal government, state/local government, and the institution	10,657	10,961	5,071
	07a \$0-30,000	9,888	11,252	5,011
	07b \$30,001-48,000	13,875	12,527	8,112
	07c \$48,001-75,000	9,851	3,058	991
	07d \$75,001-110,000			
	07e \$110,001 and more			
08	Average institutional <u>net price</u> for Group 4 students This value is calculated using the following formula: [G06-G07]			
	08a \$0-30,000	6,145	8,458	13,153
	08b \$30,001-48,000	2,158	7,183	10,052
	08c \$48,001-75,000	6,182	16,652	17,173
	08d \$75,001-110,000			
	08e \$110,001 and more			

As required by the *Higher Education Act, as amended (2008)*, these amounts will be posted on the U.S. Department of Education's College Navigator website.

 You may use the box below to provide additional context for the data you have reported above. Context notes will be posted on the College Navigator website. Therefore, you should write all context notes using proper grammar (e.g., complete sentences with punctuation) and common language that can be easily understood by students and parents (e.g., spell out acronyms).

Non-applicable 

Institution: Leech Lake Tribal College (413626)

Section 2: Military Servicemembers and Veteran's Benefits - Undergraduate Only

Section 2: Military Servicemembers and Veteran's Benefits

Important Note:

- Report for **Post-9/11 GI Bill Benefits**: July 1, 2021 - June 30, 2022.
- Report for **Department of Defense Tuition Assistance Program**: October 1, 2021 - September 30, 2022
- **Program reporters should be reporting the information on this screen for ALL programs (not just the largest program).**

Reporting Reminders:

- Report the total number of student recipients and the total dollar amounts for each program.
- Student recipients can also include eligible dependents.
- Student recipients may be listed in both categories.
- Consult with your campus certifying official, who may not be in the student financial aid office.
- For Post-9/11 GI Bill Benefits, do not include the matching institutional aid provided through the Yellow Ribbon Program if your school participated.
- Information reported to IPEDS is only what is known to the institution.
- Enter zero (0) if your institution did not have beneficiaries for that student level or program. Please do not leave a cell blank.

Type of benefit/assistance	Number of students receiving benefits/assistance	Total dollar amount of benefits/assistance disbursed through the institution	Average dollar amount of benefits/assistance disbursed through the institution	YOUR PRIOR YEAR DATA
				Average dollar amount of benefits/assistance disbursed through the institution
Undergraduate students				
<u>Post-9/11 GI Bill Benefits</u>	<input type="text" value="0"/>	<input type="text" value="0"/>		
<u>Department of Defense Tuition Assistance Program</u>	<input type="text" value="0"/>	<input type="text" value="0"/>		

Institution: Leech Lake Tribal College (413626)

Summary

IPEDS Student Financial Aid (SFA) Survey Summary

IPEDS collects important information regarding your institution. All data reported in IPEDS survey components become available in the IPEDS Data Center and appear as aggregated data in various Department of Education reports. Additionally, some of the reported data appears specifically for your institution through the College Navigator website and is included in your institution's Data Feedback Report (DFR). The purpose of this summary is to provide you an opportunity to view some of the data that, when accepted through the IPEDS quality control process, will appear on the College Navigator website and/or your DFR. College Navigator is updated approximately three months after the data collection period closes and Data Feedback Reports will be available through the [Data Center](#) and sent to your institution's CEO in November 2023.

Please review your data for accuracy. If you have questions about the data displayed below after reviewing the data reported on the survey screens, please contact the IPEDS Help Desk at: 1-877-225-2568 or ipedshelp@rti.org.

Total grant aid awarded to all undergraduate students		\$1,433,077
Number of undergraduate students who were awarded a Pell Grant		144
Percentage of FTFT students who were awarded any financial aid		100%
	Percentage of FTFT students who were awarded grant aid by type	Average amount of grant aid awarded by type
Total	100%	\$9,186
Federal Government	100%	\$7,299
Pell	100%	\$3,499
Other Federal	43%	\$8,866
State/Local Government	100%	\$478
Institutional	100%	\$1,410
	Percentage of FTFT students who were awarded and accepted loans by type	Average amount of loans awarded and accepted by type
Total	0%	N/A
Federal	0%	N/A
Non-federal	0%	N/A
Average net price for FTFT students who were awarded grant aid		\$13,092
Average net price for FTFT students who were awarded Title IV federal student aid		
\$0 – 30,000		\$13,153
\$30,001 – 48,000		\$10,052
\$48,001 – 75,000		\$17,173
\$75,001 – 110,000		N/A
\$110,001 and more		N/A

Military Service members and Veteran's Benefits		
	Number of students receiving benefits/assistance	Total dollar amount of benefits/assistance awarded through the institution
Post-9/11 GI Bill Benefits		
Undergraduate students	0	N/A
Department of Defense Tuition Assistance Program		
Undergraduate students	0	N/A

