

Note: Revisions made through the Prior Year Data Revision System are not available for the selected collection year.

12-month Enrollment 2021-22

Institution: Leech Lake Tribal College (413626)

### Undergraduate Instructional Activity Type


Which instructional activity units will you use to report undergraduate instructional activity?

- Undergraduate instructional activity data in Part B may be reported in units of clock hours or credit hours.
- Please note that any graduate level instructional activity must be reported in credit hours. (4-year institutions only)

Clock hours

Credit hours

Both clock and credit hours (some undergraduate programs measured in clock hours and some measured in credit hours)

 You may use the box below to provide additional context for the data you have reported above. Context notes will be posted on the College Navigator website. Therefore, you should write all context notes using proper grammar (e.g., complete sentences with punctuation) and common language that can be easily understood by students and parents (e.g., spell out acronyms).

Institution: Leech Lake Tribal College (413626)

Part A - Unduplicated Count for Full-time Undergraduate Students

12-month Unduplicated Count by Race/Ethnicity and Gender - Full-time Undergraduate Students

July 1, 2021 – June 30, 2022

Reporting Reminders:

- The 12-month unduplicated count must be equal or greater than the corresponding prior year fall enrollment.
- Report Hispanic/Latino individuals of any race as Hispanic/Latino
- Report race for non-Hispanic/Latino individuals only
- Even though Teacher Preparation certificate programs may require a bachelor's degree for admission, they are considered subbaccalaureate undergraduate programs, and students in these programs are undergraduate students.

Men

Students enrolled for <u>credit</u>	Degree/certificate-seeking			Total degree/ certificate-seeking	Non-degree/ non-certificate- seeking	Total, Full-time undergraduate students
	First-time	Non-first-time				
		Transfer- in	Continuing/ Returning			
U.S. Nonresident	0	0	0	0	0	0
Hispanic/Latino	0	0	0	0	0	0
American Indian or Alaska Native	6	5	24	35	0	35
Asian	0	0	0	0	0	0
Black or African American	1	1	0	2	0	2
Native Hawaiian or Other Pacific Islander	0	0	0	0	0	0
White	1	1	1	3	0	3
Two or more races	4	3	5	12	0	12
Race and ethnicity unknown	0	0	0	0	0	0
<b>Total men</b>	<b>12</b>	<b>10</b>	<b>30</b>	<input checked="" type="checkbox"/> <b>52</b>	<b>0</b>	<input checked="" type="checkbox"/> <b>52</b>
Total men prior year	16	7	8	31		31

Women

Students enrolled for <u>credit</u>	Degree/certificate-seeking			Total degree/ certificate-seeking	Non-degree/ non-certificate- seeking	Total, Full-time undergraduate students
	First-time	Non-first-time				
		Transfer- in	Continuing/ Returning			
U.S. Nonresident	0	0	0	0	0	0
Hispanic/Latino	0	0		0	0	0
American Indian or Alaska Native	18	7	26	51	0	51
Asian	0	0	0	0	0	0
Black or African American	0	0	0	0	0	0
Native Hawaiian or Other Pacific Islander	0	0	0	0	0	0
White	0	1	1	2	0	2
Two or more races	3	2	9	14	0	14
Race and ethnicity unknown	0	0	0	0	0	0
<b>Total women</b>	<b>21</b>	<b>10</b>	<b>36</b>	<input checked="" type="checkbox"/> <b>67</b>	<b>0</b>	<input checked="" type="checkbox"/> <b>67</b>
Total women prior year	17	5	10	32		32

<b>Grand total (2021-22)</b>	<b>33</b>	<b>20</b>	<b>66</b>	<b>119</b>	<b>0</b>	<b>119</b>
<b>Prior year data:</b>						
Grand total (men+women) prior year	33	12	18	63		63
Total Full-time undergraduate enrollment Fall 2021 <i>NOTE: Grand total (2021-22) calculated above is expected to be greater than total Full-time undergraduate enrollment Fall 2021.</i>	21	15	46	82		82

Institution: Leech Lake Tribal College (413626)

Part A - Unduplicated Count for Part-time Undergraduate Students

12-month Unduplicated Count by Race/Ethnicity and Gender - Part-time Undergraduate Students

July 1, 2021 – June 30, 2022

Reporting Reminders:

- The 12-month unduplicated count must be equal or greater than the corresponding prior year fall enrollment.
- Report Hispanic/Latino individuals of any race as Hispanic/Latino
- Report race for non-Hispanic/Latino individuals only
- Even though Teacher Preparation certificate programs may require a bachelor's degree for admission, they are considered subbaccalaureate undergraduate programs, and students in these programs are undergraduate students.

**Men**

Students enrolled for <u>credit</u>	Degree/certificate-seeking			Total degree/ certificate-seeking	Non-degree/ non-certificate- seeking	Total, Part-time undergraduate students
	First-time	Non-first-time				
		Transfer- in	Continuing/ Returning			
U.S. Nonresident	0	0	0	0	0	0
Hispanic/Latino	0	0	0	0	0	0
American Indian or Alaska Native	6	2	18	26	0	26
Asian	0	0	0	0	0	0
Black or African American	1	0	1	2	0	2
Native Hawaiian or Other Pacific Islander	0	0	0	0	0	0
White	3	1	2	6	0	6
Two or more races	2	1	1	4	0	4
Race and ethnicity unknown	0	0	0	0	0	0
<b>Total men</b>	<b>12</b>	<b>4</b>	<b>22</b>	<b>38</b>	<b>0</b>	<b>38</b>
Total men prior year	23	7	6	36		36

**Women**

Students enrolled for <u>credit</u>	Degree/certificate-seeking			Total degree/ certificate-seeking	Non-degree/ non-certificate- seeking	Total, Part-time undergraduate students
	First-time	Non-first-time				
		Transfer- in	Continuing/ Returning			
U.S. Nonresident	0	0	0	0	0	0
Hispanic/Latino	0	0	0	0	0	0
American Indian or Alaska Native	9	3	45	57	0	57
Asian	0	0	0	0	0	0
Black or African American	0	0	0	0	0	0
Native Hawaiian or Other Pacific Islander	0	0	0	0	0	0
White	0	1	4	5	0	5
Two or more races	4	3	5	12	0	12
Race and ethnicity unknown	0	0	0	0	0	0
<b>Total women</b>	<b>13</b>	<b>7</b>	<b>54</b>	<b>74</b>	<b>0</b>	<b>74</b>
Total women prior year	35	11	24	70		70

<b>Grand total (2021-22)</b>	<b>25</b>	<b>11</b>	<b>76</b>	<b>112</b>	<b>0</b>	<b>112</b>
<b>Prior year data:</b>						
Grand total (men+women) prior year	58	18	30	106		106
Total Part-time undergraduate enrollment Fall 2021 <i>NOTE: Grand total (2021-22) calculated above is expected to be greater than total Part-time undergraduate enrollment Fall 2021.</i>	11	21	42	74		74

Institution: Leech Lake Tribal College (413626)

Part A - Unduplicated Count for Undergraduate Students

12-month Unduplicated Count by Race/Ethnicity and Gender - Undergraduate Student Total

July 1, 2021 – June 30, 2022

**Men**

Students enrolled for credit	Total full-time undergraduate students	Total part-time undergraduate students	Grand total, all undergraduate students
<u>U.S. Nonresident</u>	0	0	0
<u>Hispanic/Latino</u>	0	0	0
<u>American Indian or Alaska Native</u>	35	26	61
<u>Asian</u>	0	0	0
<u>Black or African American</u>	2	2	4
<u>Native Hawaiian or Other Pacific Islander</u>	0	0	0
<u>White</u>	3	6	9
Two or more races	12	4	16
<u>Race and ethnicity unknown</u>	0	0	0
<b>Total men</b>	<b>52</b>	<b>38</b>	<b>90</b>

**Women**

Students enrolled for credit	Total full-time students	Total part-time students	Grand total, all students
<u>U.S. Nonresident</u>	0	0	0
<u>Hispanic/Latino</u>	0	0	0
<u>American Indian or Alaska Native</u>	51	57	108
<u>Asian</u>	0	0	0
<u>Black or African American</u>	0	0	0
<u>Native Hawaiian or Other Pacific Islander</u>	0	0	0
<u>White</u>	2	5	7
Two or more races	14	12	26
<u>Race and ethnicity unknown</u>	0	0	0
<b>Total women</b>	<b>67</b>	<b>74</b>	<b>141</b>

<b>Grand Total (men+women)</b>	<b>119</b>	<b>112</b>	<input checked="" type="checkbox"/> <b>231</b>
--------------------------------	------------	------------	--

Institution: Leech Lake Tribal College (413626)

Part A - Gender Unknown or another gender than Men/Women categories

12-month Unduplicated Count by Gender Unknown or another gender than provided men/women categories

- The 'gender unknown' category is to report students for whom the institution does not know a gender.
- Institutions should not ask students that do not select a binary gender to allocate themselves to a binary gender category; it is up to the institution to allocate unknown students and students that indicate another gender into the binary categories throughout the forms where required. One method commonly used by institutions is to allocate these students to the binary categories required in other parts of the form using the proportion of men to women reported.

Is your institution able to report **another gender** for the 2022-23 data collection? If you indicate 'No', your institution should leave the cells in the rows for '**Another gender**' blank (i.e., do not report 0). If you indicate 'Yes', but no students identified as **another gender**, please enter '0'.

Undergraduate students:

Yes  
 No

Of the total students reported, how many students did you allocate to a binary gender category (Men/Women) because their gender was unknown or another gender than the provided categories?

		Number of students
		Undergraduate students
<b>Grand total</b>		<b>231</b>
	Gender unknown (i.e., gender information is not known or not collected).	<input type="text" value="0"/>
	<b>Another gender</b> (i.e., gender information is known but does not fall into either of the mutually exclusive binary categories provided [Men/Women]).	<input type="text"/>
	<b>Total of Gender unknown + Another gender</b>	<b>0</b>
	<b>Total of Students for whom gender is known and falls into one of the mutually exclusive binary categories provided [Men/Women]</b>	<b>231</b>


Institution: Leech Lake Tribal College (413626)

Part A – 12-month Enrollment by Distance Education Status

12-month Unduplicated Count - Distance Education Status

July 1, 2021 – June 30, 2022

	Undergraduate Students	
	Degree/certificate-seeking	Non-degree/non-certificate-seeking
Students <b>enrolled exclusively</b> in distance education courses	12	0
Students <b>enrolled in at least one but not all</b> distance education courses	156	0
Students <b>not enrolled in any</b> distance education courses	63	0
<b>Total (from prior part A screens)</b>	<b>231</b>	<b>0</b>

 You may use the box below to provide additional context for the data you have reported above. Context notes will be posted on the College Navigator website. Therefore, you should write all context notes using proper grammar (e.g., complete sentences with punctuation) and common language that can be easily understood by students and parents (e.g., spell out acronyms).

Institution: Leech Lake Tribal College (413626)

Part B - Instructional Activity

12-month Instructional Activity

July 1, 2021 - June 30, 2022

Instructional Activity Reporting Reminder:

- Instructional activity is used to calculate an IPEDS FTE based on the institution's reported calendar system.

FTE Reporting Reminder:

- Institutions need not report their own calculations of undergraduate FTE unless IPEDS FTE calculations would be misleading for comparison purposes among all IPEDS reporting institutions.

Instructional Activity

	2021-22 total activity	Prior year data
Undergraduate level:		
<u>Credit hour activity</u>	<input type="text" value="3,275"/>	3,094


Full-Time Equivalent (FTE) of Students

Calendar system (as reported on the prior year IC Header survey component):	Semester
---	----------

If the IPEDS calculated FTE estimates below are not reasonable, **AND** you have reported the correct instructional activity hours above, enter your best FTE estimate in the "Institution reported FTE" column below and save the page. This option should be used **ONLY** if the calculated estimate is not reasonable for your institution and IPEDS comparisons.

Please provide your best estimate of undergraduate FTE for the 12-month reporting period **only if the calculated FTE estimate below is not reasonable for IPEDS comparison purposes**. Please provide an explanation in the context box if the option is used due to Coronavirus Pandemic.

	Calculated FTE 2021-22	Institution reported FTE 2021-22	Prior year FTE 2020-21
Undergraduate student FTE	109	<input type="text" value="109"/>	103

 Context notes will be posted on the College Navigator website. Therefore, you should write all context notes using proper grammar (e.g., complete sentences with punctuation) and common language that can be easily understood by students and parents (e.g., spell out acronyms).

Institution: Leech Lake Tribal College (413626)

### Summary screen

#### 12-Month Enrollment Component Summary

IPEDS collects important information regarding your institution. All data reported in IPEDS survey components become available in the IPEDS Data Center and appear as aggregated data in various Department of Education reports. Additionally, some of the reported data appears specifically for your institution through the College Navigator website and is included in your institution's Data Feedback Report (DFR). The purpose of this summary is to provide you an opportunity to view some of the data that, when accepted through the IPEDS quality control process, will appear on the College Navigator website and/or your DFR. College Navigator is updated approximately three months after the data collection period closes and Data Feedback Reports will be available through the [Data Center](#) and sent to your institution's CEO in November 2023.

Please review your data for accuracy. If you have questions about the data displayed below after reviewing the data reported on the survey screens, please contact the IPEDS Help Desk at: 1-877-225-2568 or [ipeds-help@rti.org](mailto:ipeds-help@rti.org).

12-Month Unduplicated Headcount and Full-Time Equivalent Students	
Total 12-month undergraduate student unduplicated headcount	231
Total full-time equivalent (FTE) student enrollment	109
Total full-time equivalent (FTE) undergraduate student enrollment	109



